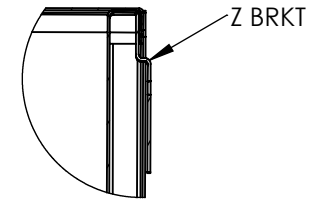
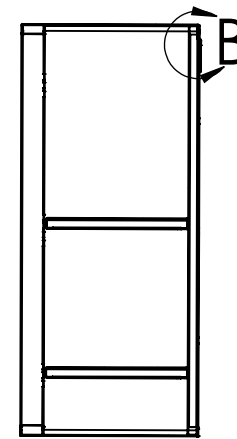
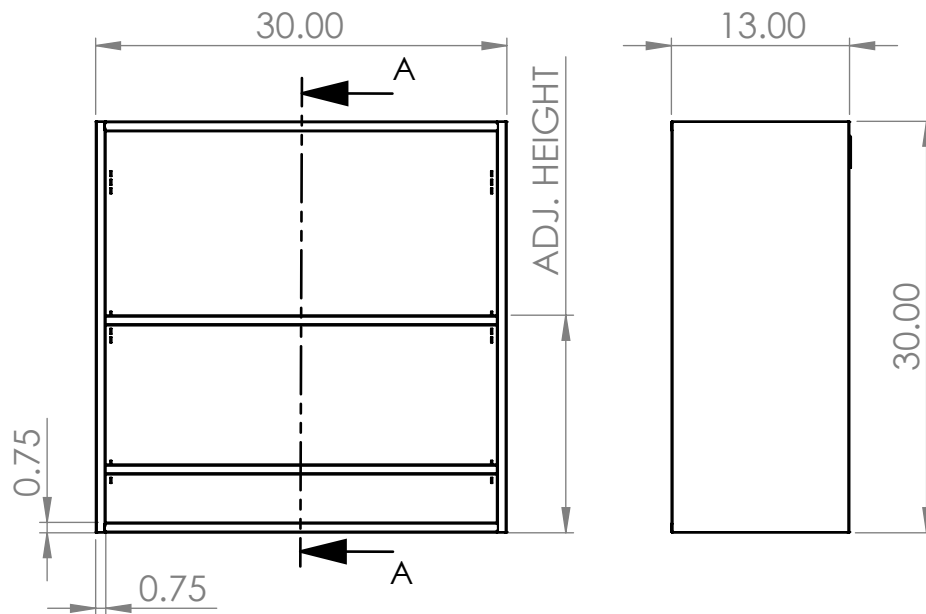
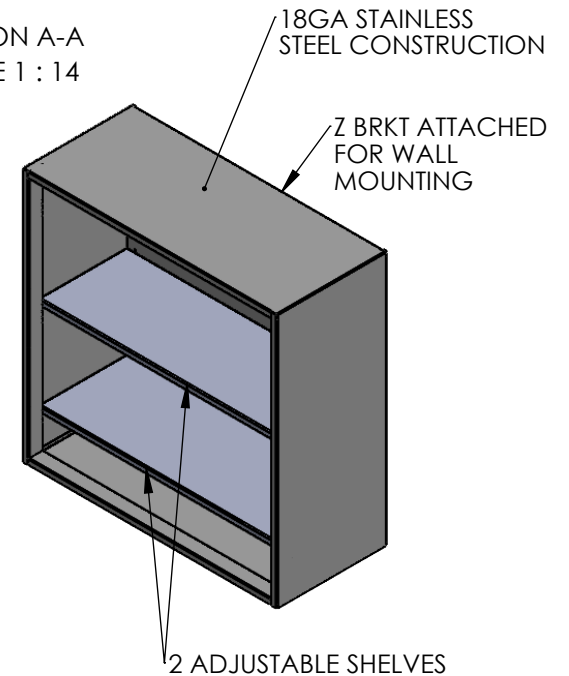


# PRODUCT DIMENSIONS



SECTION A-A  
SCALE 1 : 14

DETAIL B  
SCALE 1 : 4



**UNLESS OTHERWISE SPECIFIED:**

DIMENSIONS ARE IN INCHES  
TOLERANCES:  
ANGULAR ±2.50°  
ONE-PLACE ±0.5  
TWO-PLACE ±0.13

**PROPRIETARY AND CONFIDENTIAL**

THE INFORMATION CONTAINED IN THIS DRAWING IS THE SOLE PROPERTY OF INTER DYNE SYSTEMS. ANY REPRODUCTION IN PART OR AS A WHOLE WITHOUT THE WRITTEN PERMISSION OF INTER DYNE SYSTEMS IS PROHIBITED.

| REV. | REVISION DESCRIPTION | DRAWN | CHECKED | DATE     | COMMENTS: |
|------|----------------------|-------|---------|----------|-----------|
| A    | SUBMITTALS SENT      | ASR   |         | --/--/-- |           |
|      |                      |       |         |          |           |
|      |                      |       |         |          |           |
|      |                      |       |         |          |           |
|      |                      |       |         |          |           |
|      |                      |       |         |          |           |

**QTY: N/A**



**INTER DYNE  
SYSTEMS, INC**

676 E. Ellis Rd., Norton Shores, MI 49441  
Phone: 231-799-8760 Fax: 231-799-9690

**PART NO.**

**SWC3030-OF**

MATERIAL: **18GA**

FINISH: **304 #4**